

# CA250

Be professional at home

CA250/CA250 LM



## ★ BENEFITS

Perfect extraction in reduced dimensions

## 📍 IDEAL FOR

Home and offices


## ⚙️ AVAILABLE COLORS

● Black

## ☕ DAILY PRODUCTION

Up to 25 drinks

## TECHNOLOGIES



**Stainless Steel Grid**  
Professional component and easy cup positioning



**Grinder Adjustment**  
Easy and intuitive grinder setting



**Double Coffee Nozzle**  
Two coffee at the same time



**Fresh Milk Knob**  
Quick milk foam setting

# CA250

Be professional at home

## TECHNICAL DATA

Dimensions (WxHxD)	302x450x370 mm
Weight	12 kg
Spout clearance	80 - 115 mm
Bean hoppers	1 x 250 g
Instant canisters	-
Fresh milk system	Basic
Drip tray capacity	0,6 l
Waste bucket capacity	15

Heating elements	1 Thermoblock
Heating element power	1200 W
Group capacity	7 - 14 g
Water connection	Tank - 1,8 l
User interface	6 buttons + 2 lines display
Voltage	220 - 240 V 50/60 Hz
Watts	1400 W
Versions*	ES; ES+FM

\* ES - Coffee made with an Espresso Brewer (high pressure)  
 FM - Fresh milk management included with automatic cappuccinatore

IN - Possibility to dispense drinks made with powders product

## AVAILABLE ACCESSORIES

Fridge	Frescolatte, Fridge-C/C DGT
--------	-----------------------------



# CA1000

The best solution  
for small offices

CA1000/CA1000 LM



## ★ BENEFITS

High quality and perfect milk foam

## 📍 IDEAL FOR

Offices and B&B


## ⚙️ AVAILABLE COLORS

● Black

## ☕ DAILY PRODUCTION

Up to 50 drinks

## TECHNOLOGIES



**Stainless Steel Grid**  
Professional component and easy  
cup positioning



**Grinder Adjustment**  
Easy and intuitive grinder setting



**Double Coffee Nozzle**  
Two coffee at the same time



**Fresh Milk Knob**  
Quick milk foam setting

# CA1000

## TECHNICAL DATA

<b>Dimensions (WxHxD)</b>	303x511x582 mm
<b>Weight</b>	14 kg
<b>Spout clearance</b>	105 - 140 mm
<b>Bean hoppers</b>	1 x 1 kg
<b>Instant canisters</b>	-
<b>Fresh milk system</b>	Basic
<b>Drip tray capacity</b>	2 l
<b>Waste bucket capacity</b>	35

<b>Heating elements</b>	1 Thermoblock
<b>Heating element power</b>	1200 W
<b>Group capacity</b>	7 - 14 g
<b>Water connection</b>	Tank - 1,8 l
<b>User interface</b>	6 buttons + 2 lines display
<b>Voltage</b>	220 - 240 V 50/60 Hz
<b>Watts</b>	1400 W
<b>Versions*</b>	ES; ES+FM

\* ES - Coffee made with an Espresso Brewer (high pressure)  
 FM - Fresh milk management included with automatic cappuccinatore

IN - Possibility to dispense drinks made with powders product

## AVAILABLE ACCESSORIES

<b>Fridge</b>	Frescolatte, Fridge-C/C DGT
---------------	-----------------------------



# CA1100

The best solution  
for every office

CA1100/CA1100 LM



## ★ BENEFITS

High quality and perfect milk foam

## 📍 IDEAL FOR

Offices and B&B


## ⚙️ AVAILABLE COLORS

● Black

## ☕ DAILY PRODUCTION

Up to 50 drinks

## TECHNOLOGIES



**Stainless Steel Grid**  
Professional component and easy  
cup positioning



**Grinder Adjustment**  
Easy and intuitive grinder setting



**Double Coffee Nozzle**  
Two coffee at the same time



**Fresh Milk Knob**  
Quick milk foam setting

# CA1100

The best solution  
for every office

## TECHNICAL DATA

Dimensions (WxHxD)	303x511x582 mm
Weight	14 kg
Spout clearance	105 - 140 mm
Bean hoppers	1 x 1 kg
Instant canisters	-
Fresh milk system	Basic
Drip tray capacity	2 l
Waste bucket capacity	35

Heating elements	1 Thermoblock
Heating element power	1200 W
Group capacity	7 - 14 g
Water connection	Tank - 6 l
User interface	6 buttons + 2 lines display
Voltage	220 - 240 V 50/60 Hz
Watts	1400 W
Versions*	ES; ES+FM

\* ES - Coffee made with an Espresso Brewer (high pressure)  
FM - Fresh milk management included with automatic cappuccinatore

IN - Possibility to dispense drinks made with powders product

## AVAILABLE ACCESSORIES

Fridge	Frescolatte, Fridge-C/C DGT
--------	-----------------------------



# Blue26

Be affordable in the smallest dimensions



## ★ BENEFITS

All the technologies in reduced dimensions

## 📍 IDEAL FOR

Offices, B&B and hotels


## ⚙️ AVAILABLE COLORS

● Black


## ☕ DAILY PRODUCTION

Up to 75 drinks

## TECHNOLOGIES




**Easy User Interface**  
6 direct selections for the quickest choice



**Cake Crusher**  
Extract more coffee without emptying waste bucket



**Water Jolly**  
Either tank or mains in the same machine



**Virtual Doser**  
Same amount of coffee for every selection



**CARIbrew**  
Easily removable for cleaning and maintenance



**CARIcare**  
Embedded Telemetry Solution to reduce Total Cost of Ownership

# Blue26

Be affordable in the smallest dimensions

## TECHNICAL DATA

Dimensions (WxHxD)	260x585x550 mm
Weight	20 kg
Spout clearance	80 - 170 mm
Bean hoppers	Up to 2 x 0,6/1,2 kg
Instant canisters	Up to 2 x 0,7/1,5 l
Fresh milk system	Basic
Waste bucket capacity	50
Coffee boiler capacity	0,6 l

Steam boiler capacity	Thermoblock
Group capacity	7 ÷ 10 g (CARIbrew M) 9 ÷ 16 g (CARIbrew L)
Water connection	Mains or tank
User interface	6 buttons + 4,3" TFT screen
Voltage	220 - 240 V 50/60 Hz
Watts	1400 W ÷ 1700 W depending on version
Communication protocol	MDB, EVA-DTS
Versions*	ES; ES+FM; ES+IN

\* ES - Coffee made with an Espresso Brewer (high pressure)  
FM - Fresh milk management included with automatic cappuccinatore

IN - Possibility to dispense drinks made with powders product

## AVAILABLE ACCESSORIES

Fridge	Fridge-C/C DGT, Fridge-S/S DGT
--------	-----------------------------------

Cup warmer	CW-S
------------	------





# Blue26 Plus

Be user-friendly in the smallest dimensions



## ★ BENEFITS

All the technologies in reduced dimensions

## 📍 IDEAL FOR

Offices, B&B and hotels

## ⚙️ AVAILABLE COLORS

● Black


## ☕ DAILY PRODUCTION

Up to 75 drinks

## TECHNOLOGIES




**Enhanced User Interface**  
7" touch screen to manage high variety of drinks



**Cake Crusher**  
Extract more coffee without emptying waste bucket



**Water Jolly**  
Either tank or mains in the same machine



**Virtual Doser**  
Same amount of coffee for every selection



**CARIbrew**  
Easily removable for cleaning and maintenance



**CARIcare**  
Embedded Telemetry Solution to reduce Total Cost of Ownership

# Blue26 Plus

Be user-friendly in the smallest dimensions

## TECHNICAL DATA

Dimensions (WxHxD)	260x585x550 mm
Weight	20 kg
Spout clearance	80 - 170 mm
Bean hoppers	Up to 2 x 0,6/1,2 kg
Instant canisters	Up to 2 x 0,7/1,5 l
Fresh milk system	Basic
Waste bucket capacity	50
Coffee boiler capacity	0,6 l

Steam boiler capacity	Thermoblock
Group capacity	7 ÷ 10 g (CARIbrew M) 9 ÷ 16 g (CARIbrew L)
Water connection	Mains or tank
User interface	7" touch screen
Voltage	220 - 240 V 50/60 Hz
Watts	1400 W ÷ 1700 W depending on version
Communication protocol	MDB, EVA-DTS
Versions*	ES; ES+FM; ES+IN

\* ES - Coffee made with an Espresso Brewer (high pressure)  
FM - Fresh milk management included with automatic cappuccinatore

IN - Possibility to dispense drinks made with powders product

## AVAILABLE ACCESSORIES

Fridge	Fridge-C/C DGT, Fridge-S/S DGT
--------	-----------------------------------

Cup warmer	CW-S
------------	------



# Blue26 Power

Be flexible in the smallest dimensions



## ★ BENEFITS

All the technologies in reduced dimensions

## 📍 IDEAL FOR

Offices, B&B and hotels

## ⚙️ AVAILABLE COLORS

● Black


## ☕ DAILY PRODUCTION

Up to 75 drinks

## TECHNOLOGIES




**Water Jolly**  
Either tank or mains in the same machine



**Cake Crusher**  
Extract more coffee without emptying waste bucket



**CARibrew**  
Easily removable for cleaning and maintenance



**Virtual Doser**  
Same amount of coffee for every selection



**CARImilk Plus**  
High quality fresh milk drinks with anti-splash valve



**CARicare**  
Embedded Telemetry Solution to reduce Total Cost of Ownership

# Blue26 Power

Be flexible in the smallest dimensions

## TECHNICAL DATA

Dimensions (WxHxD)	260x585x550 mm
Weight	20 kg
Spout clearance	80 - 170 mm
Bean hoppers	Up to 2 x 0,6/1,2 kg
Instant canisters	Up to 2 x 0,7/1,5 l
Fresh milk system	CARImilk Plus
Waste bucket capacity	50
Coffee boiler capacity	0,6 l

Steam boiler capacity	Thermoblock
Group capacity	7 ÷ 10 g (CARIbrew M) 9 ÷ 16 g (CARIbrew L)
Water connection	Mains or tank
User interface	7" touch screen
Voltage	220 - 240 V 50/60 Hz
Watts	1400 W ÷ 1700 W depending on version
Communication protocol	MDB, EVA-DTS
Versions*	ES; ES+FM; ES+IN

\* ES - Coffee made with an Espresso Brewer (high pressure)  
FM - Fresh milk management included with automatic cappuccinatore

IN - Possibility to dispense drinks made with powders product

## AVAILABLE ACCESSORIES

Fridge	Fridge-C/C DGT, Fridge-S/S DGT
--------	-----------------------------------

Cup warmer	CW-S
------------	------



# BlueDot

Coffee for everyone



## ★ BENEFITS

Adaptable machine for a wide variety of beverages

## 📍 IDEAL FOR

Offices, meeting rooms and hotels


## ⚙️ AVAILABLE COLORS

Black
  White


## ☕ DAILY PRODUCTION

Up to 100 drinks

## TECHNOLOGIES




**Easy User Interface**  
6 direct selections for the quickest choice



**Cake Crusher**  
Extract more coffee without emptying waste bucket



**Water Jolly**  
Either tank or mains in the same machine



**Virtual Doser**  
Same amount of coffee for every selection



**CARibrew**  
Easily removable for cleaning and maintenance



**CARicare**  
Embedded Telemetry Solution to reduce Total Cost of Ownership

# BlueDot

Coffee for everyone

## TECHNICAL DATA

<b>Dimensions (WxHxD)</b>	368x585x550 mm
<b>Weight</b>	25 kg
<b>Spout clearance</b>	80 - 170 mm
<b>Bean hoppers</b>	Up to 2 x 0,6/1,2 kg
<b>Instant canisters</b>	Up to 3 x 0,7/1,5 l
<b>Fresh milk system</b>	Basic
<b>Waste bucket capacity</b>	70
<b>Coffee boiler capacity</b>	0,6 l

<b>Steam boiler capacity</b>	Thermoblock
<b>Group capacity</b>	7 ÷ 10 g (CARIbrew M) 9 ÷ 16 g (CARIbrew L)
<b>Water connection</b>	Mains or tank
<b>User interface</b>	6 buttons + 4,3" TFT screen
<b>Voltage</b>	100 V 50/60 Hz 120 V 50/60 Hz 220 - 240 V 50/60 Hz
<b>Watts</b>	1400 W ÷ 1700 W depending on version
<b>Communication protocol</b>	MDB, EVA-DTS
<b>Versions*</b>	ES; ES+FM; ES+FB; ES+FB+FM; ES+IN; ES+IN+FM

\* ES - Coffee made with an Espresso Brewer (high pressure)  
FB - Coffee made with a FreshBrew Brewer (low pressure)

FM - Fresh milk management included with automatic cappuccinatore  
IN - Possibility to dispense drinks made with powders product

## AVAILABLE ACCESSORIES

<b>Fridge</b>	Fridge-C/C DGT, Fridge-S/S DGT
---------------	-----------------------------------

<b>Cup warmer</b>	CW-S
-------------------	------



# BlueDot Plus

Coffee in one touch



## ★ BENEFITS

Adaptable machine for a wide variety of beverages

## 📍 IDEAL FOR

Offices, meeting rooms and hotels

## ⚙️ AVAILABLE COLORS

● Black    ○ White


## ☕ DAILY PRODUCTION

Up to 100 drinks

## TECHNOLOGIES




**Enhanced User Interface**  
7" touch screen to manage high variety of drinks



**Cake Crusher**  
Extract more coffee without emptying waste bucket



**Water Jolly**  
Either tank or mains in the same machine



**Virtual Doser**  
Same amount of coffee for every selection



**CARIBrew**  
Easily removable for cleaning and maintenance



**CARicare**  
Embedded Telemetry Solution to reduce Total Cost of Ownership

# BlueDot Plus

Coffee in one touch

## TECHNICAL DATA

Dimensions (WxHxD)	368x585x550 mm
Weight	25 kg
Spout clearance	80 - 170 mm
Bean hoppers	Up to 2 x 0,6/1,2 kg
Instant canisters	Up to 3 x 0,7/1,5 l
Fresh milk system	Basic
Waste bucket capacity	70
Coffee boiler capacity	0,6 l

Steam boiler capacity	Thermoblock
Group capacity	7 ÷ 10 g (CARIbrew M) 9 ÷ 16 g (CARIbrew L)
Water connection	Mains or tank
User interface	7" touch screen
Voltage	100 V 50/60 Hz 120 V 50/60 Hz 220 - 240 V 50/60 Hz
Watts	1400 W ÷ 1700 W depending on version
Communication protocol	MDB, EVA-DTS
Versions*	ES; ES+FM; ES+FB; ES+FB+FM; ES+IN; ES+IN+FM

\* ES - Coffee made with an Espresso Brewer (high pressure)  
FB - Coffee made with a FreshBrew Brewer (low pressure)

FM - Fresh milk management included with automatic cappuccinatore  
IN - Possibility to dispense drinks made with powders product

## AVAILABLE ACCESSORIES

Fridge	Fridge-C/C DGT, Fridge-S/S DGT
--------	-----------------------------------

Cup warmer	CW-S
------------	------





# BlueDot Power

Top coffee everywhere



## ★ BENEFITS

Adaptable machine for a wide variety of beverages

## 📍 IDEAL FOR

Offices, meeting rooms and hotels

## ⚙️ AVAILABLE COLORS

● Black    ○ White

## ☕ DAILY PRODUCTION

Up to 100 drinks

## TECHNOLOGIES




**Water Jolly**  
Either tank or mains in the same machine




**CARImilk Plus**  
High quality fresh milk drinks with anti-splash valve



**CARibrew**  
Easily removable for cleaning and maintenance



**Virtual Doser**  
Same amount of coffee for every selection



**Cake crusher**  
Extract more coffee without emptying waste bucket



**CARicare**  
Embedded Telemetry Solution to reduce Total Cost of Ownership

# BlueDot Power

Top coffee everywhere

## TECHNICAL DATA

<b>Dimensions (WxHxD)</b>	368x585x640 mm
<b>Weight</b>	25 kg
<b>Spout clearance</b>	80 - 170 mm
<b>Bean hoppers</b>	Up to 2 x 0,6/1,2 kg
<b>Instant canisters</b>	Up to 3 x 0,7/1,5 l
<b>Fresh milk system</b>	CARImilk Plus
<b>Waste bucket capacity</b>	70
<b>Coffee boiler capacity</b>	0,6 l

<b>Steam boiler capacity</b>	0,6 l
<b>Group capacity</b>	7 ÷ 10 g (CARIbrew M) 9 ÷ 16 g (CARIbrew L)
<b>Water connection</b>	Mains or tank
<b>User interface</b>	7" touch screen
<b>Voltage</b>	100 V 50/60 Hz 120 V 50/60 Hz 220 - 240 V 50/60 Hz
<b>Watts</b>	1400 W ÷ 1700 W depending on version
<b>Communication protocol</b>	MDB, EVA-DTS
<b>Versions*</b>	ES; ES+FM; ES+FB; ES+FB+FM; ES+IN; ES+IN+FM

\* ES - Coffee made with an Espresso Brewer (high pressure)  
FB - Coffee made with a FreshBrew Brewer (low pressure)

FM - Fresh milk management included with automatic cappuccinatore  
IN - Possibility to dispense drinks made with powders product

## AVAILABLE ACCESSORIES

<b>Fridge</b>	Fridge-C/C DGT, Fridge-S/S DGT
---------------	-----------------------------------

<b>Cup warmer</b>	CW-S
-------------------	------



# Armonia Soft

Over 10 million cups for day



## **BENEFITS**

Premium self-service

## **IDEAL FOR**

Wide menu for premium self-service

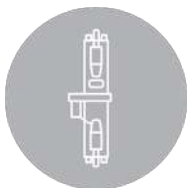
## **AVAILABLE COLORS**

Black     White

## **DAILY PRODUCTION**

Up to 200 drinks

## TECHNOLOGIES



**M - Brew**  
Plug & Play for cleaning and maintenance



**CARImilk**  
High quality fresh milk drinks

# Armonia Soft

Over 10 million cups for day

## TECHNICAL DATA

Dimensions (WxHxD)	324x717x560 mm
Weight	42 kg
Spout clearance	95 - 155 mm
Bean hoppers	Up to 2 x 0,6/1,2 kg
Instant canisters	Up to 2 x 1,5/3 l
Fresh milk system	CARImilk
Waste bucket capacity	60
Coffee boiler capacity	1 l

Steam boiler capacity	1 l
Group capacity	8 ÷ 16 g (M - Brew L) 10 ÷ 20 g (M - Brew XL)
Water connection	Mains
User interface	8+2 buttons + 4,3" TFT display
Voltage	120 V 50/60 Hz 200 V 50/60 Hz 220 - 240 V 50/60 Hz
Watts	1300 W ÷ 3200 W depending on version
Communication protocol	MDB, Executive
Versions*	ES; ES+FM; ES+IN; ES+IN+FM

\* ES - Coffee made with an Espresso Brewer (high pressure)  
FB - Coffee made with a FreshBrew Brewer (low pressure)

FM - Fresh milk management included with automatic cappuccinatore or with steam wand  
IN - Possibility to dispense drinks made with powders product

## AVAILABLE ACCESSORIES

Fridge	Fridge S, Fridge Plus
--------	-----------------------

Cup warmer	CW-S, Cup Warmer Plus
------------	-----------------------



# Armonia Ultra

Over 10 million cups for day



## ★ BENEFITS

Wide menu for premium self-service

## 📍 IDEAL FOR

Premium self-service

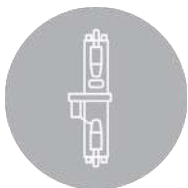
## ⚙️ AVAILABLE COLORS

● Black    ○ White

## ☕ DAILY PRODUCTION

Up to 200 drinks

## TECHNOLOGIES



**M - Brew**  
Plug & Play for cleaning and maintenance



**CARicare**  
Embedded Telemetry Solution to reduce Total Cost of Ownership



**CARImilk**  
High quality fresh milk drinks

# Armonia Ultra

Over 10 million cups for day

## TECHNICAL DATA

Dimensions (WxHxD)	324x717x560 mm
Weight	42 kg
Spout clearance	95 - 155 mm
Bean hoppers	Up to 2 x 0,6/1,2 kg
Instant canisters	Up to 2 x 1,5/3 l
Fresh milk system	CARImilk
Waste bucket capacity	60
Coffee boiler capacity	1 l

Steam boiler capacity	1 l
Group capacity	8 ÷ 16 g (M - Brew L) 10 ÷ 20 g (M - Brew XL)
Water connection	Mains
User interface	10" touch screen
Voltage	120 V 50/60 Hz 200 V 50/60 Hz 220 - 240 V 50/60 Hz
Watts	1300 W ÷ 3200 W depending on version
Communication protocol	MDB, Executive
Versions*	ES; ES+FM; ES+IN; ES+IN+FM

\* ES - Coffee made with an Espresso Brewer (high pressure)  
FB - Coffee made with a FreshBrew Brewer (low pressure)

FM - Fresh milk management included with automatic cappuccinatore or with steam wand  
IN - Possibility to dispense drinks made with powders product

## AVAILABLE ACCESSORIES

Fridge	Fridge S, Fridge Plus, Fridge Ultra
--------	-------------------------------------

Cup warmer	CW-S, Cup Warmer Plus
------------	-----------------------



# Optima Soft

The real Cappuccino  
in less than 30 seconds



## ★ BENEFITS

Top performance at entry level price

## 📍 IDEAL FOR

Multitasking operator or self-service  
canteens

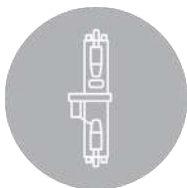
## ⚙️ AVAILABLE COLORS

● Black    ○ White


## ☕ DAILY PRODUCTION

Up to 400 drinks

## TECHNOLOGIES



**M - Brew**  
Plug & Play for cleaning and  
maintenance



**Grinders**  
Fastest in its class: 8 g in 2 sec



**CARImilk**  
High quality fresh milk drinks

# Optima Soft

The real Cappuccino  
in less than 30 seconds

## TECHNICAL DATA

Dimensions (WxHxD)	324x814x560 mm
Weight	48 kg
Spout clearance	95 - 195 mm
Bean hoppers	Up to 2 x 1,3 kg
Fresh milk system	CARImilk
Grinders	Flat steel burr Ø64
Waste bucket capacity	60
Coffee boiler capacity	1 l

Steam boiler capacity	1,8 l
Group capacity	8 ÷ 16 g (M - Brew L) 10 ÷ 20 g (M - Brew XL)
Water connection	Mains
User interface	8+2 buttons + 4,3" TFT display
Voltage	120 V 50/60 Hz 200 V 50/60 Hz 220 - 240 V 50/60 Hz
Watts	1300 W ÷ 3200 W depending on version
Communication protocol	MDB, Executive
Versions*	ES; ES+FM; ES+IN; ES+IN+FM

\* ES - Coffee made with an Espresso Brewer (high pressure)  
FB - Coffee made with a FreshBrew Brewer (low pressure)

FM - Fresh milk management included with automatic cappuccinatore or with steam wand  
IN - Possibility to dispense drinks made with powders product

## AVAILABLE ACCESSORIES

Fridge	Fridge S, Fridge Plus
--------	-----------------------

Cup warmer	CW-S, Cup Warmer Plus
------------	-----------------------





# Optima Ultra

The real Cappuccino  
in less than 30 seconds



## ★ BENEFITS

Wide menu in one touch also featuring foamed cold milk

## 📍 IDEAL FOR

VIP lounge and premium self-service

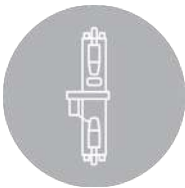
## ⚙️ AVAILABLE COLORS

● Black    ○ White

## ☕ DAILY PRODUCTION

Up to 400 drinks


## TECHNOLOGIES



**M - Brew**  
Plug & Play for cleaning and maintenance



**CARicare**  
Embedded Telemetry Solution to reduce Total Cost of Ownership



**Grinders**  
Fastest in its class: 8 g in 2 sec



**CARImilk**  
High quality fresh milk drinks

# Optima Ultra

The real Cappuccino  
in less than 30 seconds

## TECHNICAL DATA

<b>Dimensions (WxHxD)</b>	324x814x560 mm
<b>Weight</b>	48 kg
<b>Spout clearance</b>	95 - 195 mm
<b>Bean hoppers</b>	Up to 2 x 1,3 kg
<b>Fresh milk system</b>	CARImilk
<b>Grinders</b>	Flat steel burr Ø64
<b>Waste bucket capacity</b>	60
<b>Coffee boiler capacity</b>	1 l

<b>Steam boiler capacity</b>	1,8 l
<b>Group capacity</b>	8 ÷ 16 g (M - Brew L) 10 ÷ 20 g (M - Brew XL)
<b>Water connection</b>	Mains
<b>User interface</b>	10" touch screen
<b>Voltage</b>	200 V 50/60 Hz 220 - 240 V 50/60 Hz 400 V 50/60 Hz
<b>Watts</b>	3700 W ÷ 5900 W depending on version
<b>Communication protocol</b>	MDB, Executive
<b>Versions*</b>	ES; ES+FM

\* ES - Coffee made with an Espresso Brewer (high pressure)  
FB - Coffee made with a FreshBrew Brewer (low pressure)

FM - Fresh milk management included with automatic cappuccinatore or with steam wand  
IN - Possibility to dispense drinks made with powders product

## AVAILABLE ACCESSORIES

<b>Fridge</b>	Fridge S, Fridge Plus, Fridge Ultra
---------------	-------------------------------------

<b>Cup warmer</b>	CW-S, Cup Warmer Plus
-------------------	-----------------------



# SilverTwin

Make your own drink



## ★ BENEFITS

Easy set-up for a wide variety of customized drinks

## 📍 IDEAL FOR

Offices, hotels and quick service restaurants

## ⚙️ AVAILABLE COLORS

● Silver&Black

## ☕ DAILY PRODUCTION

Up to 150 drinks

## TECHNOLOGIES




**Premium User Interface**  
10" HD touch screen to manage and customize high variety of drinks



**CARImilk Plus**  
High quality fresh milk drinks with anti-splash valve



**Water Jolly**  
Either tank or mains in the same machine



**Virtual Doser**  
Same amount of coffee for every selection



**CARIbrew**  
Easily removable for cleaning and maintenance



**CARIcare**  
Embedded Telemetry Solution to reduce Total Cost of Ownership

# SilverTwin

Make your own drink

## TECHNICAL DATA

<b>Dimensions (WxHxD)</b>	368x610x640 mm
<b>Weight</b>	25 kg
<b>Spout clearance</b>	80 - 200 mm
<b>Bean hoppers</b>	Up to 2 x 0,6 kg
<b>Instant canisters</b>	Up to 3 x 0,7/1,5 l
<b>Fresh milk system</b>	CARImilk Plus
<b>Waste bucket capacity</b>	70
<b>Coffee boiler capacity</b>	0,6 l

<b>Steam boiler capacity</b>	0,6 l
<b>Group capacity</b>	7 ÷ 10 g (CARIbrew M) 9 ÷ 16 g (CARIbrew L)
<b>Water connection</b>	Mains or tank
<b>User interface</b>	10" touch screen
<b>Voltage</b>	200 V 50/60 Hz 220 - 240 V 50/60 Hz
<b>Watts</b>	1400 W ÷ 2000 W depending on version
<b>Communication protocol</b>	MDB, EVA-DTS
<b>Versions*</b>	ES+IN; ES+IN+FM

\* ES - Coffee made with an Espresso Brewer (high pressure)  
FM - Fresh milk management included with automatic cappuccinatore

IN - Possibility to dispense drinks made with powders product

## AVAILABLE ACCESSORIES

<b>Fridge</b>	Fridge-S/S DGT
---------------	----------------

<b>Cup warmer</b>	CW-S
-------------------	------



# SilverTwin Plus

Make your tailored blend



## ★ BENEFITS

Long lasting machine for a wide variety of drinks

## 📍 IDEAL FOR

Convenience stores, quick service restaurants and canteen

## ⚙️ AVAILABLE COLORS

● Silver&Black

## ☕ DAILY PRODUCTION

Up to 150 drinks

## TECHNOLOGIES



**Premium User Interface**  
10" HD touch screen to manage and customize high variety of drinks




**CARImilk Plus**  
High quality fresh milk drinks with anti-splash valve



**2 x CARibrew**  
Easily removable for cleaning and maintenance



**Virtual Doser**  
Same amount of coffee for every selection



**2 x Cake crusher**  
Extract more coffee without emptying waste bucket



**CARicare**  
Embedded Telemetry Solution to reduce Total Cost of Ownership

# SilverTwin Plus

Make your tailored blend

## TECHNICAL DATA

Dimensions (WxHxD)	368x610x640 mm
Weight	30 kg
Spout clearance	80 - 200 mm
Bean hoppers	3 x 0,6 kg
Instant canisters	NA
Fresh milk system	CARImilk Plus
Waste bucket capacity	2 x 50
Coffee boiler capacity	0,6 l

Steam boiler capacity	0,6 l
Group capacity	2 x 9 ÷ 16 g (CARIBrew L)
Water connection	Mains
User interface	10" touch screen
Voltage	200 V 50/60 Hz 220 - 240 V 50/60 Hz
Watts	2000 W
Communication protocol	MDB, EVA-DTS
Versions*	ES+FM

\* ES - Coffee made with an Espresso Brewer (high pressure)  
FM - Fresh milk management included with automatic cappuccinatore

IN - Possibility to dispense drinks made with powders product

## AVAILABLE ACCESSORIES

Fridge	Fridge-S/S DGT
--------	----------------

Cup warmer	CW-S
------------	------



# SilverAce

One touch wide menu



## ★ BENEFITS

High variety of customized drinks in one touch

## 📍 IDEAL FOR

Lounges, convenience stores and quick service restaurants

## ⚙️ AVAILABLE COLORS

● Black

## ☕ DAILY PRODUCTION

Up to 250 drinks

## TECHNOLOGIES



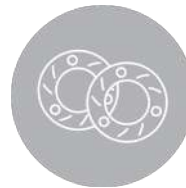
**Premium User Interface**  
10" HD touch screen to manage and customize high variety of drinks



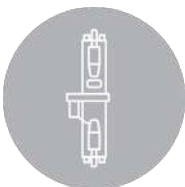
**CARImilk Plus**  
High quality fresh milk drinks with anti-splash valve



**Moving Nozzles**  
Adjustable height according to the cup used



**Virtual Doser**  
Same amount of coffee for every selection



**M - Brew**  
Plug & Play for cleaning and maintenance



**CARicare**  
Embedded Telemetry Solution to reduce Total Cost of Ownership

# SilverAce

One touch wide menu

## TECHNICAL DATA

Dimensions (WxHxD)	368x745x556 mm
Weight	40 kg
Spout clearance	80 - 200 mm
Bean hoppers	Up to 2 x 0,6 kg
Instant canisters	Up to 3 x 0,7/1,5 l
Fresh milk system	CARImilk Plus
Waste bucket capacity	60
Coffee boiler capacity	1 l

Steam boiler capacity	1 l
Group capacity	8 ÷ 16 g (M - Brew L) 10 ÷ 20 g (M - Brew XL)
Water connection	Mains
User interface	10" touch screen
Voltage	200 V 50/60 Hz 220 - 240 V 50/60 Hz
Watts	1300 W ÷ 3200 W depending on version
Communication protocol	MDB, EVA-DTS
Versions*	ES+IN; ES+IN+FM

\* ES - Coffee made with an Espresso Brewer (high pressure)  
FM - Fresh milk management included with automatic cappuccinatore or with steam wand

IN - Possibility to dispense drinks made with powders product

## AVAILABLE ACCESSORIES

Fridge	Silver Fridge
--------	---------------

Cup warmer	Silver Cup warmer
------------	-------------------





# SilverAce Plus

One touch quality milk drinks



## ★ BENEFITS

Wide variety of high quality milk-based drinks

## 📍 IDEAL FOR

Lounges, convenience stores and quick service restaurants

## ⚙️ AVAILABLE COLORS

● Black

## ☕ DAILY PRODUCTION

Up to 250 drinks

## TECHNOLOGIES



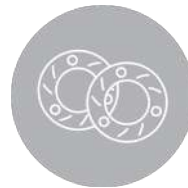
**Premium User Interface**  
10" HD touch screen to manage and customize high variety of drinks



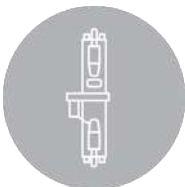
**CARIcream**  
High quality hot and cold milk foam



**Moving Nozzles**  
Adjustable height according to the cup used



**Virtual Doser**  
Same amount of coffee for every selection



**M - Brew**  
Plug & Play for cleaning and maintenance



**CARicare**  
Embedded Telemetry Solution to reduce Total Cost of Ownership

# SilverAce Plus

One touch quality milk drinks

## TECHNICAL DATA

Dimensions (WxHxD)	368x745x556 mm
Weight	40 kg
Spout clearance	80 - 200 mm
Bean hoppers	Up to 2 x 0,6 kg
Instant canisters	Up to 2 x 0,7/1,5 l
Fresh milk system	CARlcream
Waste bucket capacity	60
Coffee boiler capacity	1 l

Steam boiler capacity	1 l
Group capacity	8 ÷ 16 g (M - Brew L) 10 ÷ 20 g (M - Brew XL)
Water connection	Mains
User interface	10" touch screen
Voltage	200 V 50/60 Hz 220 - 240 V 50/60 Hz
Watts	3200 W
Communication protocol	MDB, EVA-DTS
Versions*	ES+IN+FM

\* ES - Coffee made with an Espresso Brewer (high pressure)  
FM - Fresh milk management included with automatic cappuccinatore or with steam wand

IN - Possibility to dispense drinks made with powders product

## AVAILABLE ACCESSORIES








Fridge	Silver Fridge
--------	---------------

Cup warmer	Silver Cup warmer
------------	-------------------



# Accessories

<p><b>Frescolatte</b></p> 	<p><b>Color</b> Black  <b>Dimensions (WxHxD)</b> 210x305x276 mm  <b>Weight</b> 6 kg  <b>Cell capacity</b> 4 l  <b>Voltage</b> 220 - 240 V 50/60 Hz  <b>Other features</b> Peltier cells  <b>Machines</b> Blue26 Range, BlueDot Range</p>
<p><b>Fridge-C</b></p> 	<p><b>Color</b> Black  <b>Dimensions (WxHxD)</b> 220x376x512 mm  <b>Weight</b> 16 kg  <b>Cell capacity</b> 7 l  <b>Voltage</b> 220 - 240 V 50/60 Hz  <b>Other features</b> Transparent door  <b>Machines</b> Blue26 Range, BlueDot Range</p>
<p><b>Fridge-C DGT</b></p> 	<p><b>Color</b> Black  <b>Dimensions (WxHxD)</b> 220x456x516 mm  <b>Weight</b> 16 kg  <b>Cell capacity</b> 7 l  <b>Tank capacity</b> 4,5 l  <b>Voltage</b> 220 - 240 V 50/60 Hz  <b>Machines</b> Blue26 Range, BlueDot Range</p>
<p><b>Fridge-S</b></p> 	<p><b>Color</b> Black  <b>Dimensions (WxHxD)</b> 225x344x465 mm  <b>Weight</b> 14 kg  <b>Cell capacity</b> 7 l  <b>Tank capacity</b> 4,5 l  <b>Voltage</b> 220 - 240 V 50/60 Hz  <b>Machines</b> Blue26 Range, BlueDot Range, SilverTwin Range</p>
<p><b>Fridge-S DGT</b></p> 	<p><b>Color</b> Black  <b>Dimensions (WxHxD)</b> 225x392x465 mm  <b>Weight</b> 14 kg  <b>Cell capacity</b> 7 l  <b>Tank capacity</b> 4,5 l  <b>Voltage</b> 220 - 240 V 50/60 Hz  <b>Other features</b> Digital display for temperature  <b>Machines</b> Blue26 Range, BlueDot Range, SilverTwin Range</p>
<p><b>Fridge Plus Armonia</b>  <b>Fridge Plus Optima</b></p> 	<p><b>Color</b> Black  <b>Dimensions (WxHxD)</b> 215x584x420 mm (Armonia)  215x624x420 mm (Optima)  <b>Weight</b> 20 kg (Armonia) / 21 kg (Optima)  <b>Cell capacity</b> 11 l  <b>Tank capacity</b> 4,5 l  <b>Voltage</b> 220 - 240 V 50/60 Hz  <b>Machines</b> Armonia Range, Optima Range</p>
<p><b>Fridge Ultra single tank</b>  <b>Fridge Ultra double tank</b>  <b>(Plus and Ultra versions)</b></p> 	<p><b>Color</b> Black  <b>Dimensions (WxHxD)</b> 215x584x416 mm  <b>Weight</b> 20 kg (Armonia)  <b>Cell capacity</b> 11 l  <b>Tank capacity</b> Single: 7 l / Double: 3,5 + 3,5 l  <b>Voltage</b> 220 - 240 V 50/60 Hz  <b>Other features</b> Possibility of double tank  <b>Machines</b> Armonia Range, Optima Range</p>
<p><b>Silver Fridge single tank</b>  <b>Silver Fridge double tank</b></p> 	<p><b>Color</b> Black  <b>Dimensions (WxHxD)</b> 188x680x394 mm  <b>Weight</b> 23 kg  <b>Cell capacity</b> 11 l  <b>Tank capacity</b> Single: 7 l / Double: 3,5 + 3,5 l  <b>Voltage</b> 220 - 240 V 50/60 Hz  <b>Other features</b> Possibility of double tank  <b>Machines</b> SilverAce Range</p>

<p><b>CW-S</b></p>	 <p><b>Color</b> Black  <b>Dimensions (WxHxD)</b> 204x448x378 mm  <b>Weight</b> 8,5 kg  <b>Voltage</b> 220 - 240 V 50/60 Hz  <b>Machines</b> Blue26 Range, BlueDot Range</p>
<p><b>Cup Warmer Plus Armonia</b>  <b>Cup Warmer Plus Optima</b></p>	 <p><b>Color</b> Black  <b>Dimensions (WxHxD)</b> 324x584x429 mm (Armonia)  324x624x429 mm (Optima)  <b>Weight</b> 15 kg (Armonia) / 16 kg (Optima)  <b>Voltage</b> 220 - 240 V 50/60 Hz  <b>Other features</b> Lights  <b>Machines</b> Armonia Range, Optima Range</p>
<p><b>Silver Cup Warmer</b></p>	 <p><b>Color</b> Black  <b>Dimensions (WxHxD)</b> 214x680x394 mm  <b>Weight</b> 19 kg  <b>Voltage</b> 220 - 240 V 50/60 Hz  <b>Machines</b> SilverAce Range</p>
<p><b>Instant Unit Armonia</b>  <b>Instant Unit Optima</b></p>	 <p><b>Color</b> Black  <b>Dimensions (WxHxD)</b> 324x624x561 mm  <b>Weight</b> 25 kg  <b>Boiler capacity</b> 6,5 l  <b>Voltage</b> 220 - 240 V 50/60 Hz  380 - 415 V 50/60 Hz  <b>Machines</b> Optima Range</p>
<p><b>Water Boiler Plus</b></p>	 <p><b>Color</b> Inox  <b>Dimensions (WxHxD)</b> 324x624x561 mm  <b>Weight</b> 25 kg  <b>Boiler capacity</b> 6,5 l  <b>Voltage</b> 220 - 240 V 50/60 Hz  380 - 415 V 50/60 Hz  <b>Machines</b> Optima Range</p>
<p><b>CARlbase cabinet</b>  <b>CARlbase top small</b>  <b>CARlbase top large</b></p>	 <p><b>Color</b> Black, White  <b>Dimensions (WxHxD)</b> 416x825x560 mm (cabinet)  416x560 (top small), 876x560 (top large)  <b>Machines</b> Blue26 Range, BlueDot Range</p>
<p><b>Payment System Box</b></p>	 <p><b>Color</b> Black  <b>Dimensions (WxHxD)</b> 120x525x350 mm  <b>Mechanical set-up for</b> Card Reader, Coin Reader, Cashless System  <b>Machines</b> Blue26 Range, BlueDot Range</p>